






Firestone

SPECIALTY PRODUCTS

PondGard Installation Detail 16-






Installing a Quickseam Pre-Molded Pipe Boot or Flashing

	<p><u>Step 1-</u> Ensure the liner is dry and free of mud or other contaminants.</p>
	<p><u>Step 2-</u> Using scissors, cut the pipe boot at the vertical rib that is just smaller than the pipe's outside diameter.</p>
	<p><u>Step 3-</u> Using a scrubber pad and holder; apply QuickPrime Plus primer to a 14" diameter area around the pipe. Make sure to extend primer past the adhered pipe boot flange area.</p>
	<p><u>Step 4-</u> Place a continuous bead of Water Block Seal at the proper elevation on the boot.</p>
	<p><u>Step 5-</u> Test the primer flash-off by touching the primed area with your finger and pushing forward at an angle. The primer should not string as your finger is moved up and away.</p>

Firestone

SPECIALTY PRODUCTS



PondGard Installation Detail 16 (continued)- Installing a Quickseam Pre-Molded Pipe Boot or Flashing

	<p><u>Step 6-</u> Slide the pipe boot down over the pipe until the flange of the pipe boot contacts the pre-primed PondGard panel.</p>
	<p><u>Step 7-</u> Remove the release paper.</p>
	<p><u>Step 8-</u> Smooth the pipe boot flange onto the PondGard panel.</p>
	<p><u>Step 9-</u> Using a hand roller; roll the pipe boot flange to insure adhesion to the PondGard panel.</p>
	<p><u>Step 10-</u> Attach and tighten the stainless steel clamp to the pipe boot rib that grips the pipe.</p>

Firestone

SPECIALTY PRODUCTS

PondGard Installation Detail 16 (continued)- Installing a Quickseam Pre-Molded Pipe Boot or Flashing

	<p><u>Step 11</u>- Apply a continuous bead of Lap Sealant HS or All Purpose Sealant over the top edges and the edges at the base of the boot.</p>
	<p><u>Step 12</u>- Trim the excess metal from the clamp.</p>

This Detail featured these Firestone Specialty Products:

Item

- PondGard EPDM Rubber Membrane
- QuickSeam Pipe Flashing
- QuickPrime Plus Primer
- QuickScrubber
- Hand roller
- Water Block Seal
- Lap Sealant HS
- All Purpose Sealant

Part Number(s)

Varies by Size
W563581063
W563587041 or W563587044
W563582045
W563582023
W563587071
W563587031
W563587078